Appendix A -- Local District Summaries

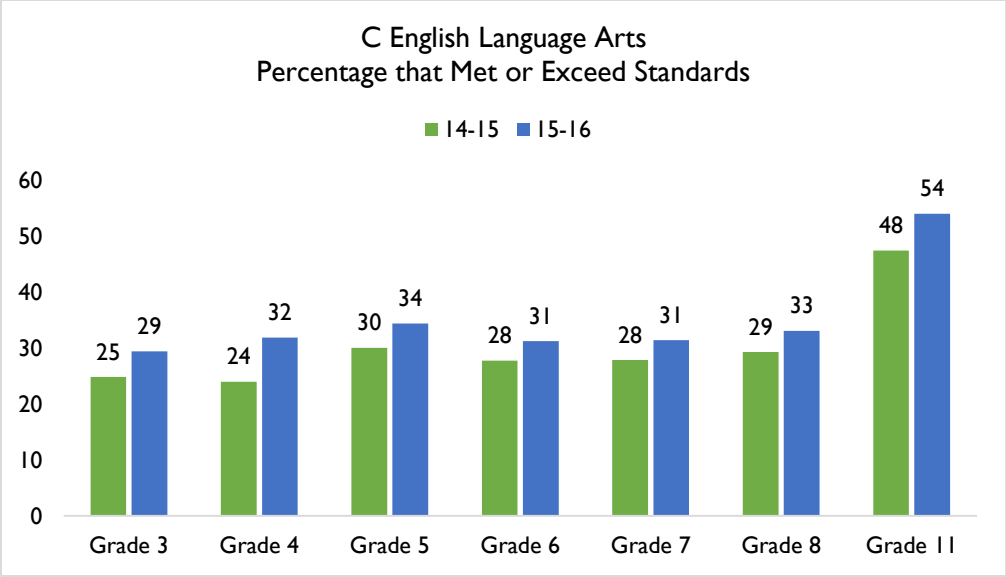
C English Language Arts
Percentage that Met or Exceed Standards
14-15
15-16
60
50
40
30
20
10
0
25
29
24
32
30
34
28
31
28
31
29
33
48
54
Grade 3
Grade 4
Grade 5
Grade 6
Grade 7
Grade 8
Grade 11

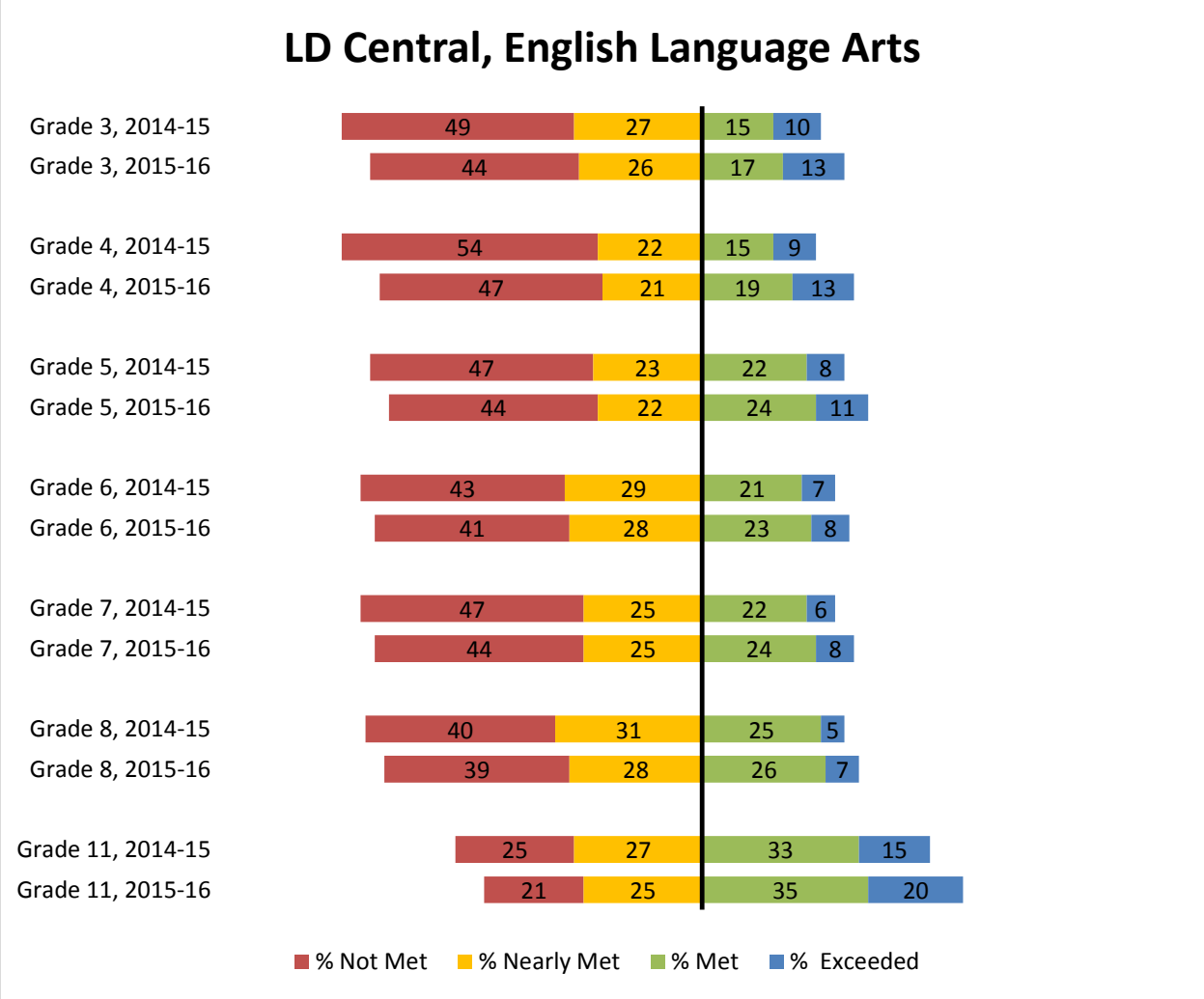
LD Central, English Language Arts
Grade 3, 2014-15
49
27
15
10
Grade 3, 2015-16
44
26
17
13
Grade 4, 2014-15
54
22
15
9
Grade 4, 2015-16
47
21
19
13
Grade 5, 2014-15
47
23
22
8
Grade 5, 2015-16
44
22
24
11
Grade 6, 2014-15
43
29
21
7
Grade 6, 2015-16
41
28
23
8
Grade 7, 2014-15
47
25
22
6
Grade 7, 2015-16
44
25
24
8
Grade 8, 2014-15
40
31
25
5
Grade 8, 2015-16
39
28
26
7
Grade 11, 2014-15
25
27
33
15
Grade 11, 2015-16
21
25
35
20
% Not Met
% Nearly Met
% Met
% Exceeded

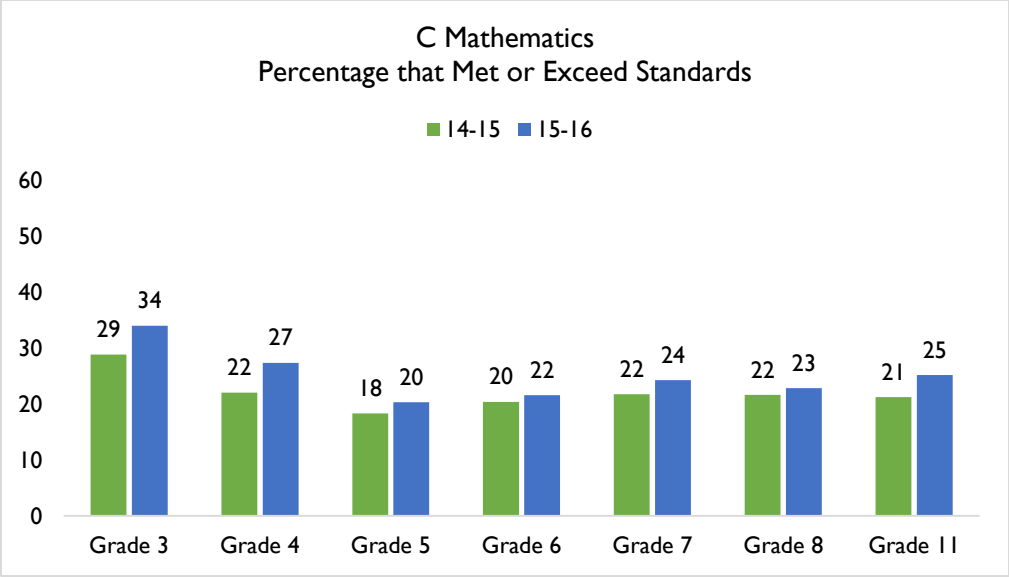
C Mathematics
Percentage that Met or Exceed Standards
14-15
15-16
60
50
40
30
20
10
0
29
34
22
27
18
20
20
22
22
24
22
23
21
25
Grade 3
Grade 4
Grade 5
Grade 6
Grade 7
Grade 8
Grade 11

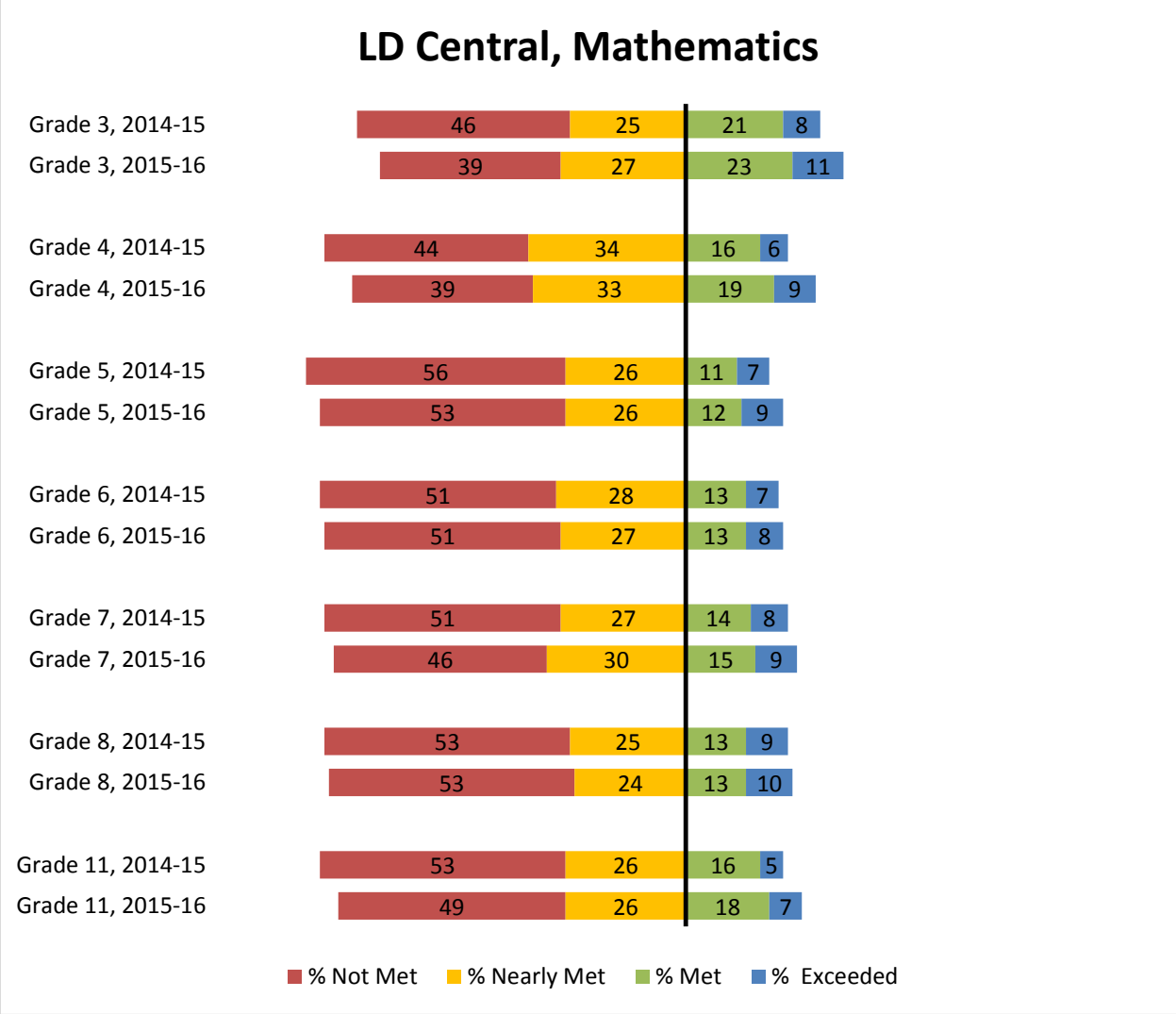
LD Central, Mathematics
Grade 3, 2014-15
46
25
21
8
Grade 3, 2015-16
39
27
23
11
Grade 4, 2014-15
44
34
16
6
Grade 4, 2015-16
39
33
19
9
Grade 5, 2014-15
56
26
11
7
Grade 5, 2015-16
53
26
12
9
Grade 6, 2014-15
51
28
13
7
Grade 6, 2015-16
51
27
13
8
Grade 7, 2014-15
51
27
14
8
Grade 7, 2015-16
46
30
15
9
Grade 8, 2014-15
53
25
13
9
Grade 8, 2015-16
53
24
13
10
Grade 11, 2014-15
53
26
16
5
Grade 11, 2015-16
49
26
18
7
% Not Met
% Nearly Met
% Met
% Exceeded

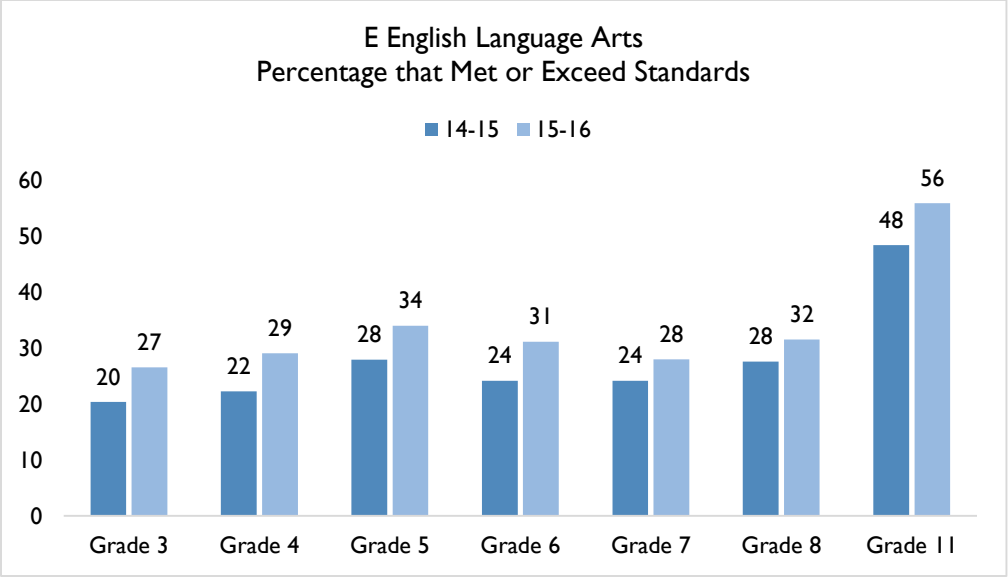
E English Language Arts
Percentage that Met or Exceed Standards
14-15
15-16
60
50
40
30
20
10
0
20
27
22
29
28
34
24
31
24
28
28
32
48
56
Grade 3
Grade 4
Grade 5
Grade 6
Grade 7
Grade 8
Grade 11

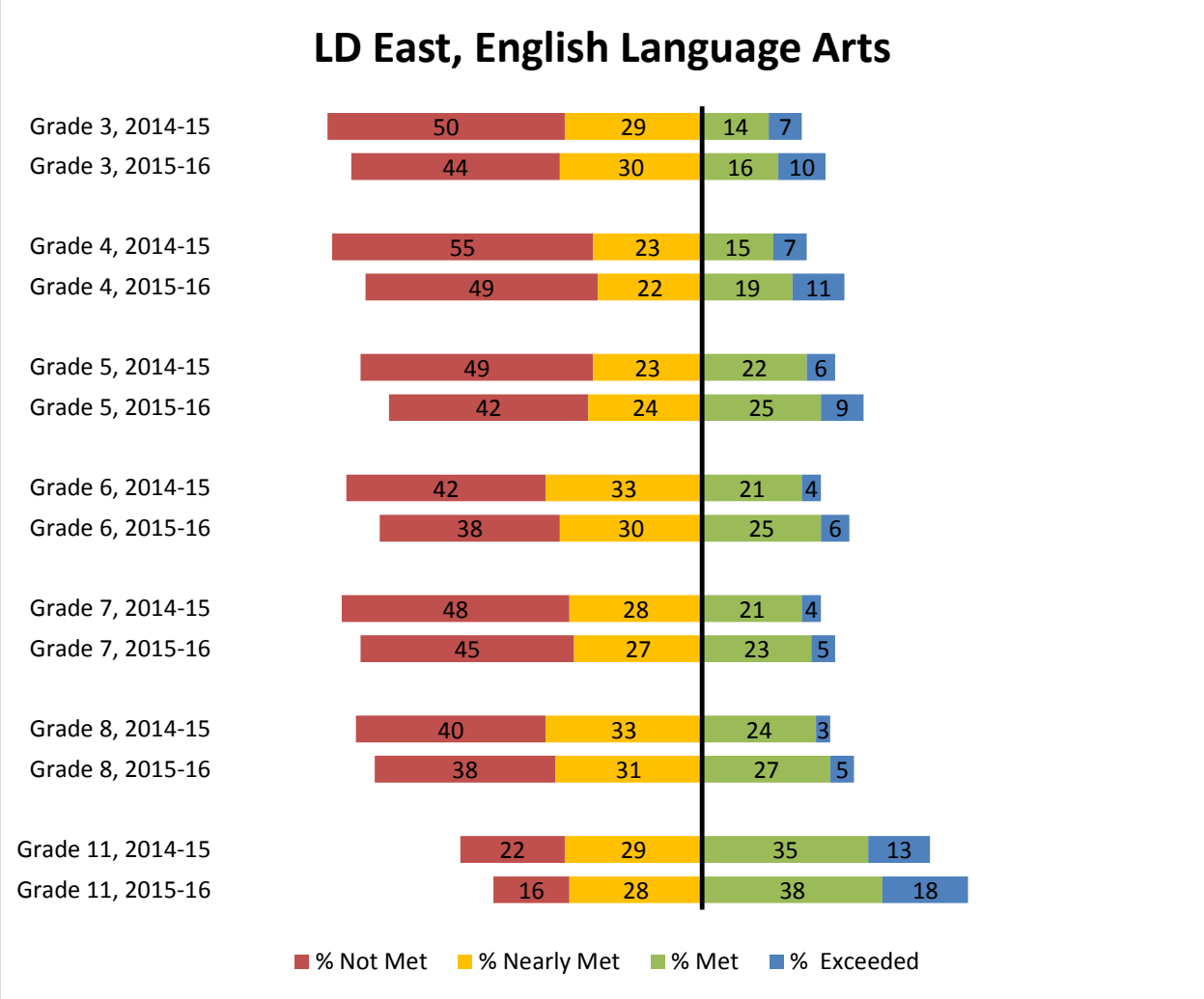
LD East, English Language Arts
Grade 3, 2014-15
50
29
14
7
Grade 3, 2015-16
44
30
16
10
Grade 4, 2014-15
55
23
15
7
Grade 4, 2015-16
49
22
19
11
Grade 5, 2014-15
49
23
22
6
Grade 5, 2015-16
42
24
25
9
Grade 6, 2014-15
42
33
21
4
Grade 6, 2015-16
38
30
25
6
Grade 7, 2014-15
48
28
21
4
Grade 7, 2015-16
45
27
23
5
Grade 8, 2014-15
40
33
24
3
Grade 8, 2015-16
38
31
27
5
Grade 11, 2014-15
22
29
35
13
Grade 11, 2015-16
16
28
38
18
% Not Met
% Nearly Met
% Met
% Exceeded

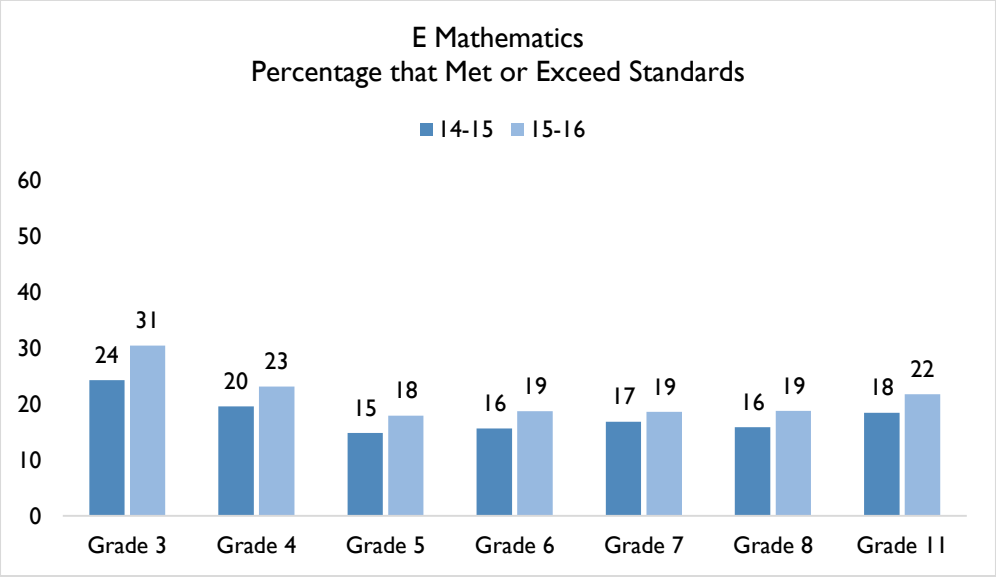
E Mathematics
Percentage that Met or Exceed Standards
14-15
15-16
60
50
40
30
20
10
0
24
31
20
23
15
18
16
19
17
19
16
19
18
22
Grade 3
Grade 4
Grade 5
Grade 6
Grade 7
Grade 8
Grade 11

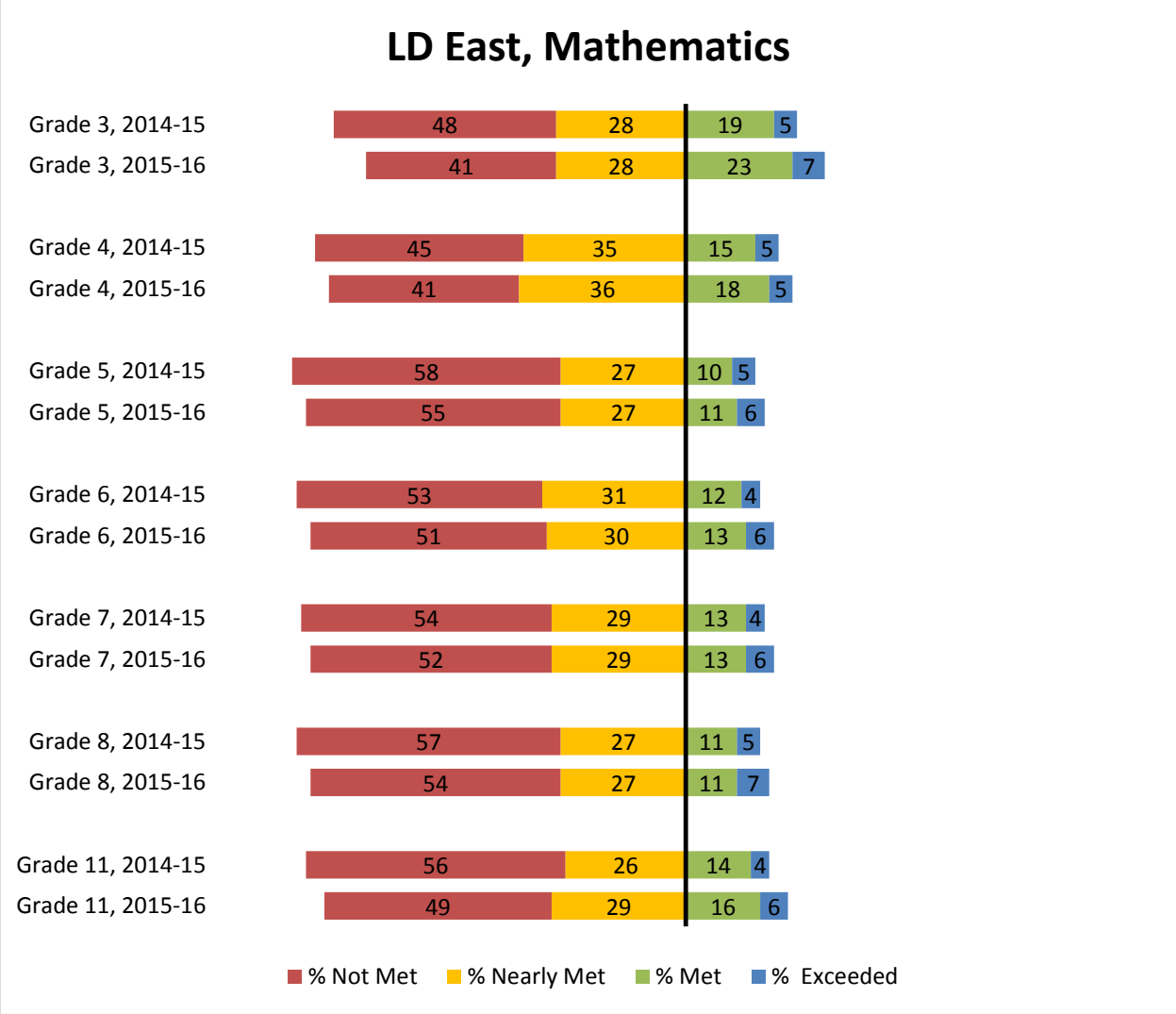
LD East, Mathematics
Grade 3, 2014-15
48
28
19
5
Grade 3, 2015-16
41
28
23
7
Grade 4, 2014-15
45
35
15
5
Grade 4, 2015-16
41
36
18
5
Grade 5, 2014-15
58
27
10
5
Grade 5, 2015-16
55
27
11
6
Grade 6, 2014-15
53
31
12
4
Grade 6, 2015-16
51
30
13
6
Grade 7, 2014-15
54
29
13
4
Grade 7, 2015-16
52
29
13
6
Grade 8, 2014-15
57
27
11
5
Grade 8, 2015-16
54
27
11
7
Grade 11, 2014-15
56
26
14
4
Grade 11, 2015-16
49
29
16
6
% Not Met
% Nearly Met
% Met
% Exceeded

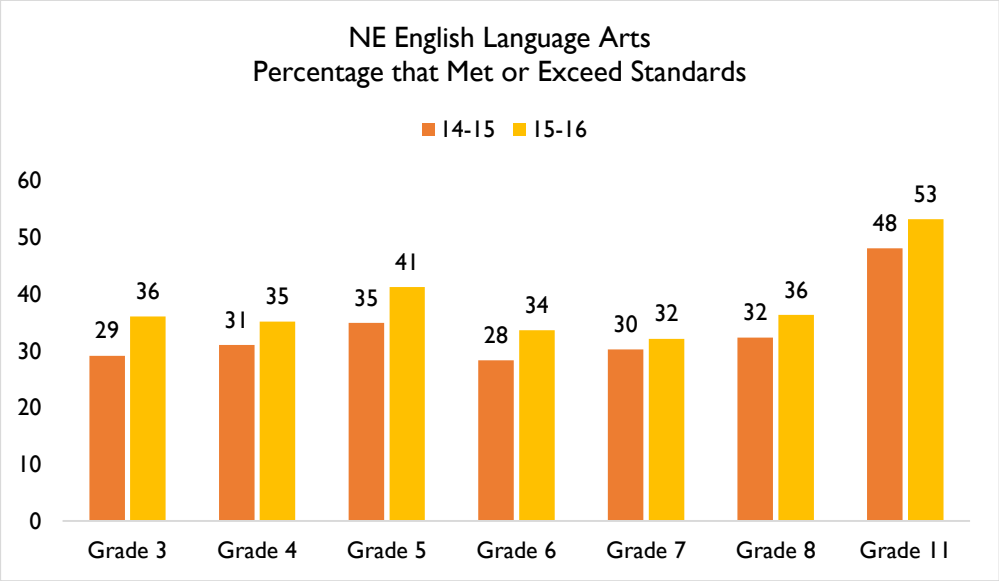
NE English Language Arts
Percentage that Met or Exceed Standards
14-15
15-16
60
50
40
30
20
10
0
29
36
31
35
35
41
28
34
30
32
32
36
48
53
Grade 3
Grade 4
Grade 5
Grade 6
Grade 7
Grade 8
Grade 11

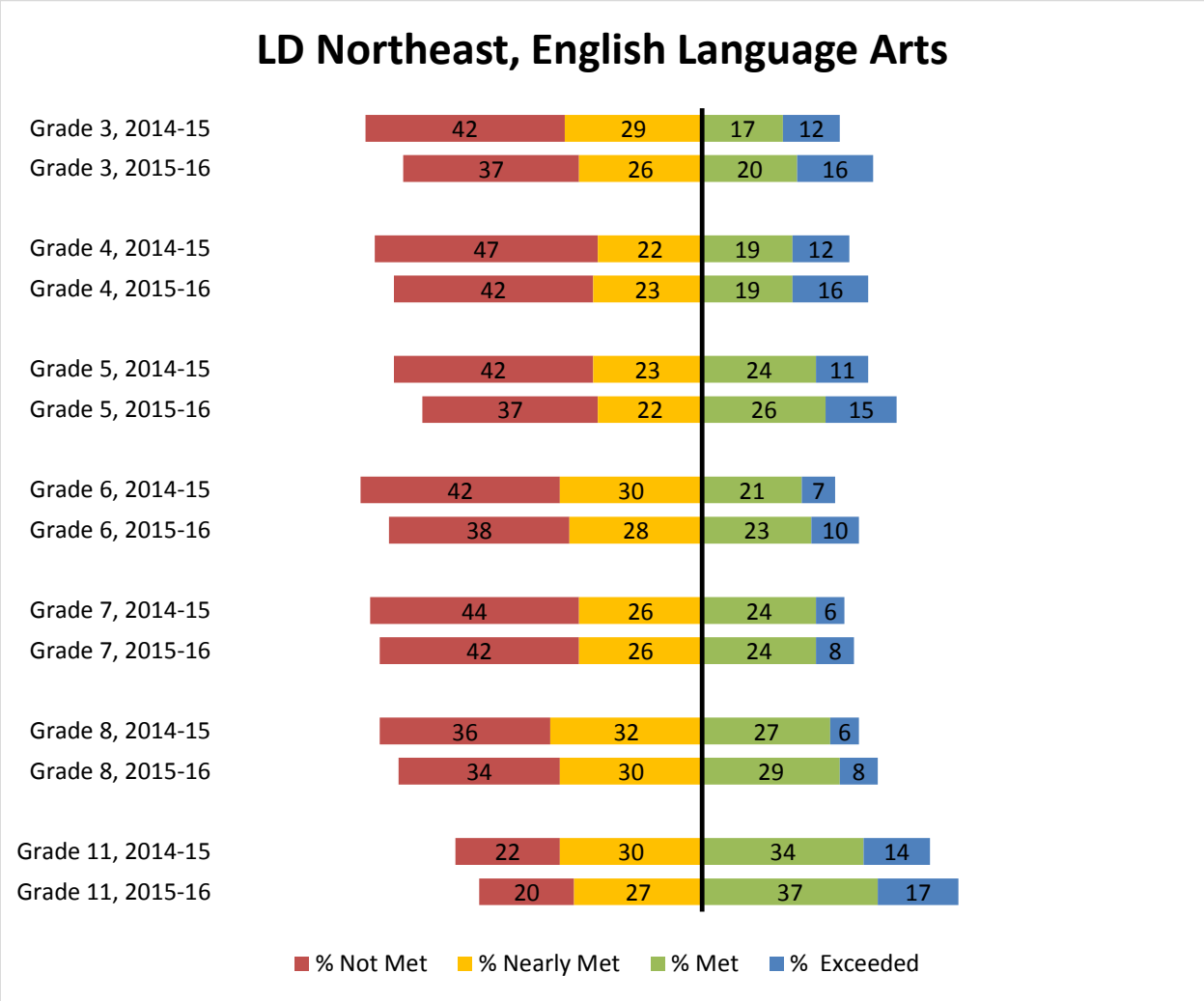
LD Northeast, English Language Arts
Grade 3, 2014-15
42
29
17
12
Grade 3, 2015-16
37
26
20
16
Grade 4, 2014-15
47
22
19
12
Grade 4, 2015-16
42
23
19
16
Grade 5, 2014-15
42
23
24
11
Grade 5, 2015-16
37
22
26
15
Grade 6, 2014-15
42
30
21
7
Grade 6, 2015-16
38
28
23
10
Grade 7, 2014-15
44
26
24
6
Grade 7, 2015-16
42
26
24
8
Grade 8, 2014-15
36
32
27
6
Grade 8, 2015-16
34
30
29
8
Grade 11, 2014-15
22
30
34
14
Grade 11, 2015-16
20
27
37
17
% Not Met
% Nearly Met
% Met
% Exceeded

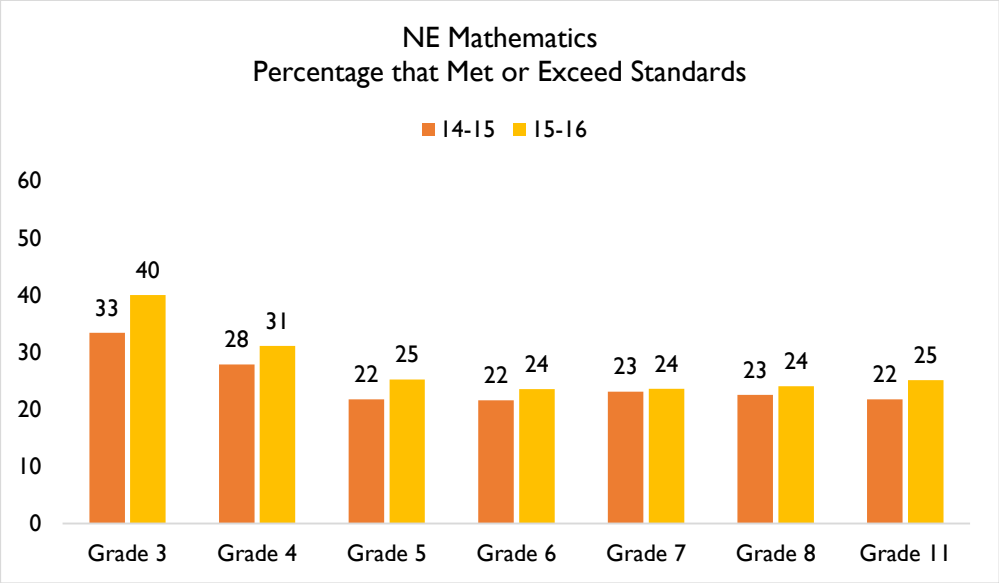
NE Mathematics
Percentage that Met or Exceed Standards
14-15
15-16
60
50
40
30
20
10
0
33
40
28
31
22
25
22
24
23
24
23
24
22
25
Grade 3
Grade 4
Grade 5
Grade 6
Grade 7
Grade 8
Grade 11

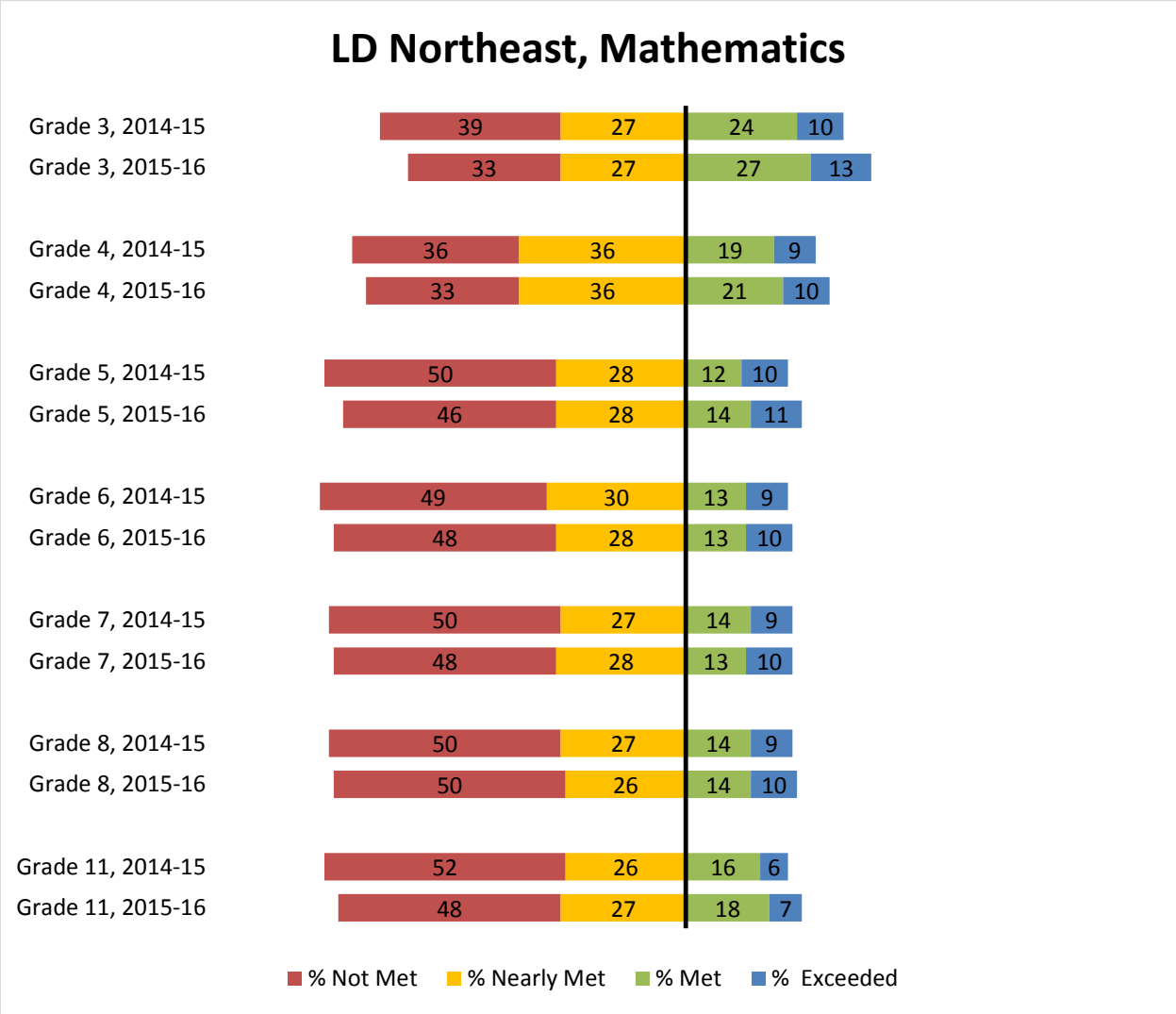
LD Northeast, Mathematics
Grade 3, 2014-15
39
27
24
10
Grade 3, 2015-16
33
27
27
13
Grade 4, 2014-15
36
36
19
9
Grade 4, 2015-16
33
36
21
10
Grade 5, 2014-15
50
28
12
10
Grade 5, 2015-16
46
28
14
11
Grade 6, 2014-15
49
30
13
9
Grade 6, 2015-16
48
28
13
10
Grade 7, 2014-15
50
27
14
9
Grade 7, 2015-16
48
28
13
10
Grade 8, 2014-15
50
27
14
9
Grade 8, 2015-16
50
26
14
10
Grade 11, 2014-15
52
26
16
6
Grade 11, 2015-16
48
27
18
7
% Not Met
% Nearly Met
% Met
% Exceeded

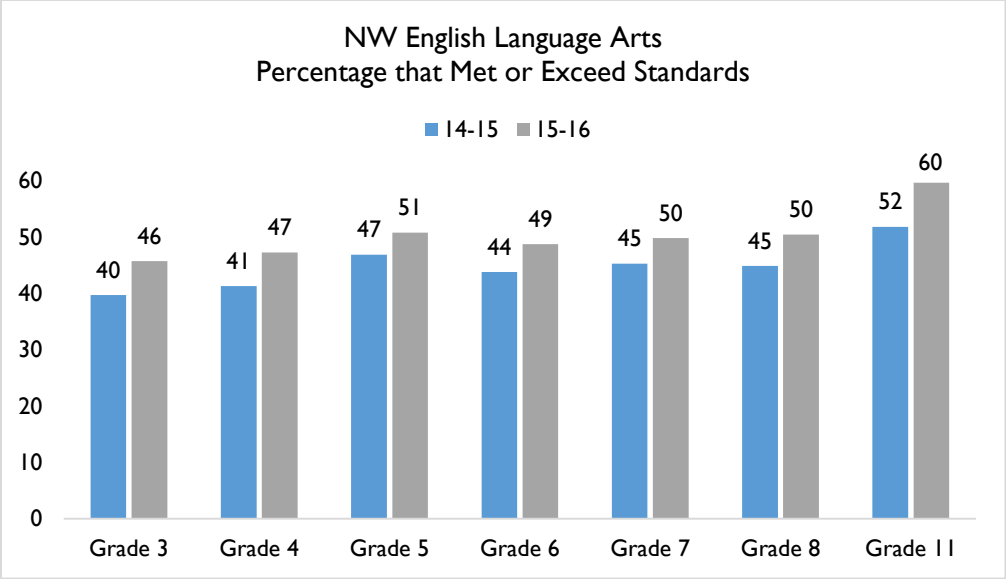
NW English Language Arts
Percentage that Met or Exceed Standards
14-15
15-16
60
50
40
30
20
10
0
40
46
41
47
47
51
44
49
45
50
45
50
52
60
Grade 3
Grade 4
Grade 5
Grade 6
Grade 7
Grade 8
Grade 11

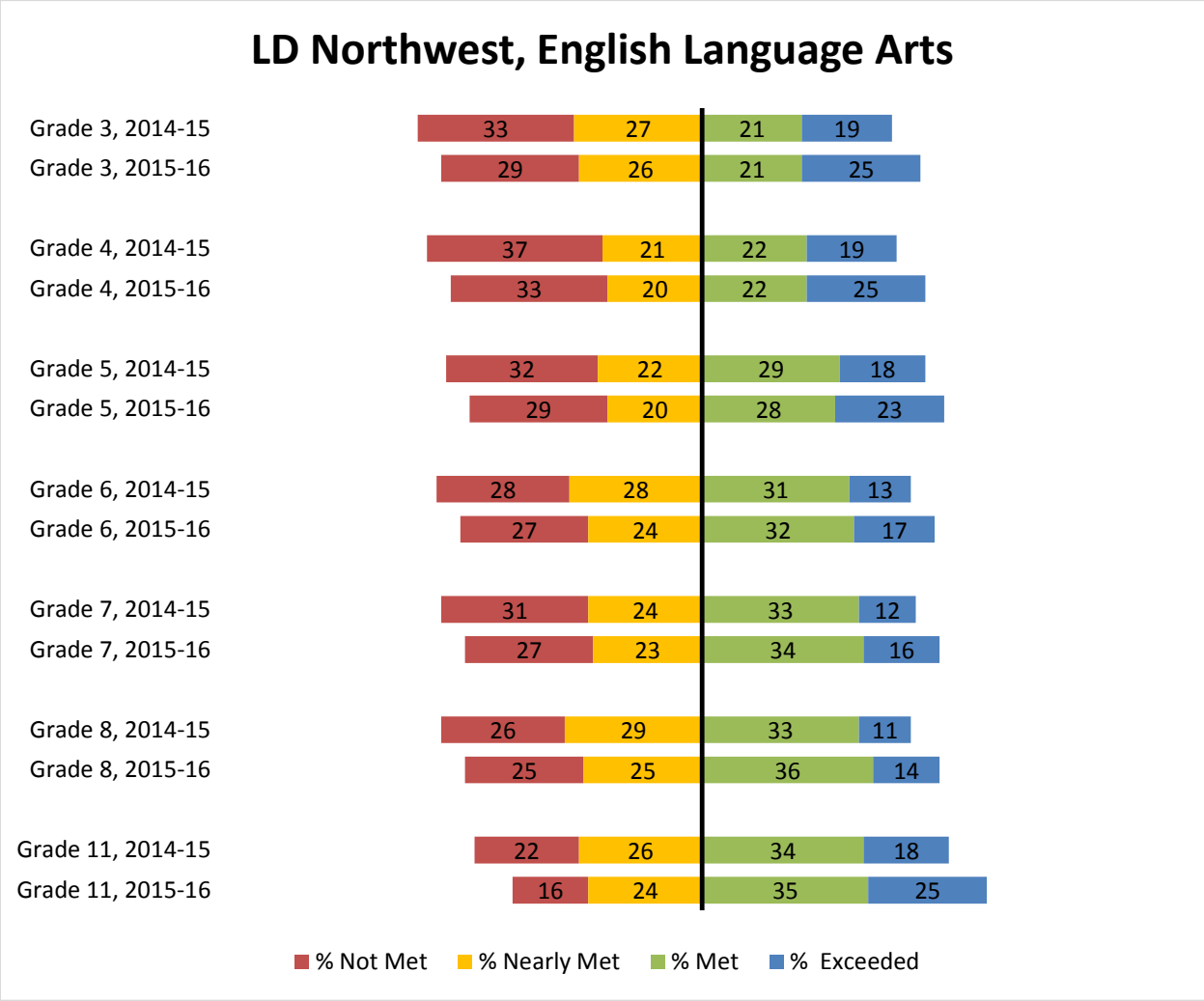
LD Northwest, English Language Arts
Grade 3, 2014-15
33
27
21
19
Grade 3, 2015-16
29
26
21
25
Grade 4, 2014-15
37
21
22
19
Grade 4, 2015-16
33
20
22
25
Grade 5, 2014-15
32
22
29
18
Grade 5, 2015-16
29
20
28
23
Grade 6, 2014-15
28
28
31
13
Grade 6, 2015-16
27
24
32
17
Grade 7, 2014-15
31
24
33
12
Grade 7, 2015-16
27
23
34
16
Grade 8, 2014-15
26
29
33
11
Grade 8, 2015-16
25
25
36
14
Grade 11, 2014-15
22
26
34
18
Grade 11, 2015-16
16
24
35
25
% Not Met
% Nearly Met
% Met
% Exceeded

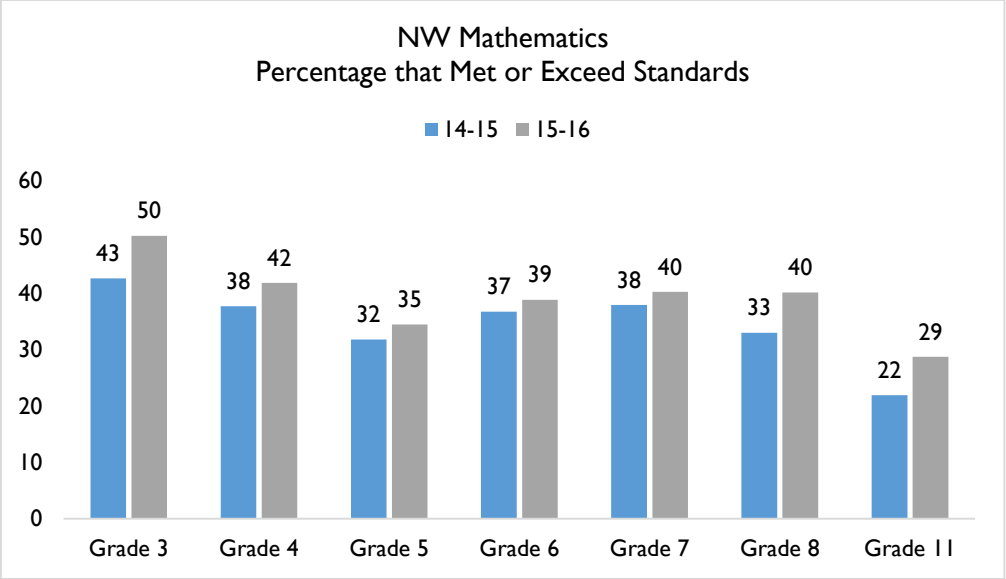
NW Mathematics
Percentage that Met or Exceed Standards
14-15
15-16
60
50
40
30
20
10
0
43
50
38
42
32
35
37
39
38
40
33
40
22
29
Grade 3
Grade 4
Grade 5
Grade 6
Grade 7
Grade 8
Grade 11

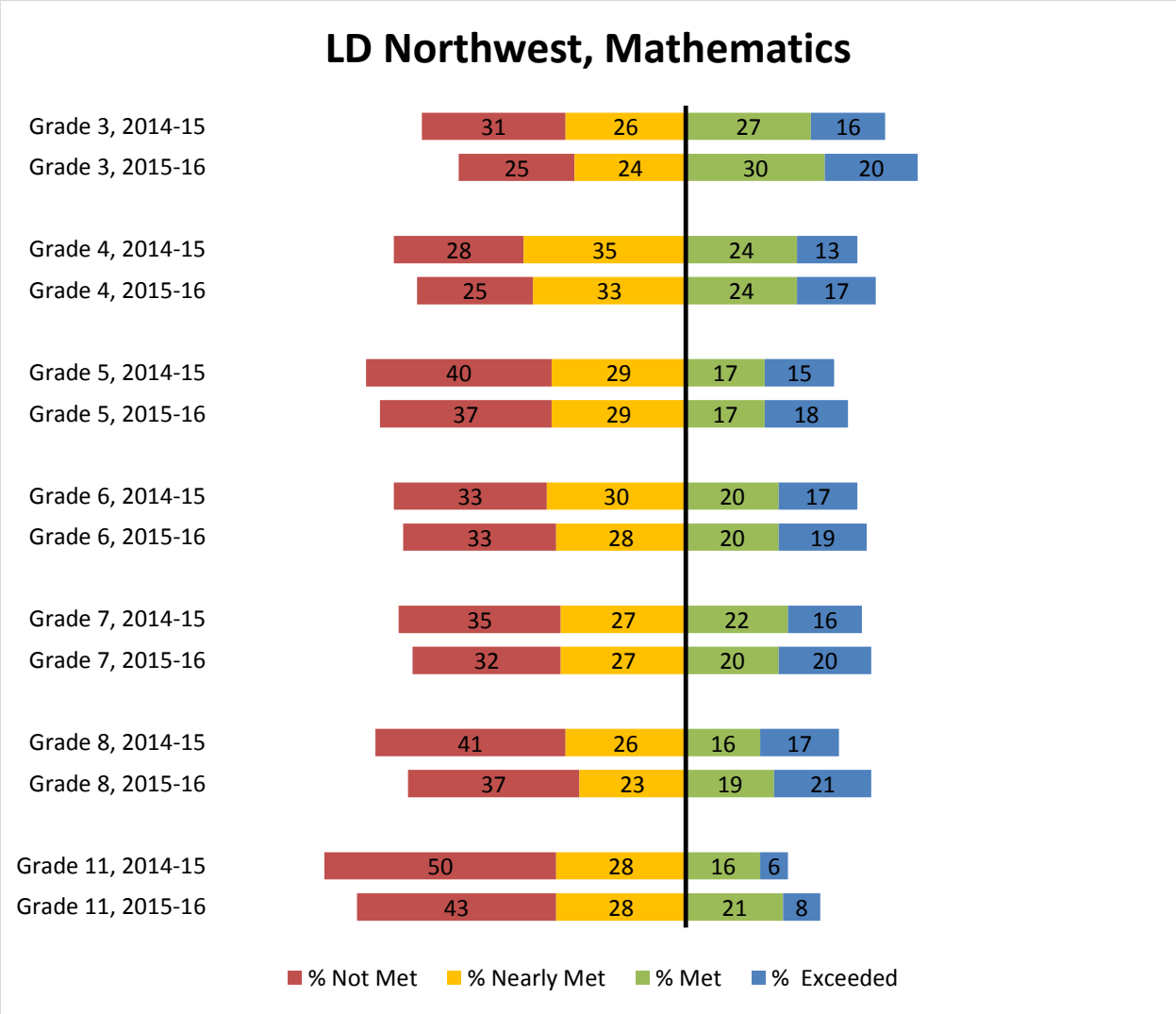
LD Northwest, Mathematics
Grade 3, 2014-15
31
26
27
16
Grade 3, 2015-16
25
24
30
20
Grade 4, 2014-15
28
35
24
13
Grade 4, 2015-16
25
33
24
17
Grade 5, 2014-15
40
29
17
15
Grade 5, 2015-16
37
29
17
18
Grade 6, 2014-15
33
30
20
17
Grade 6, 2015-16
33
28
20
19
Grade 7, 2014-15
35
27
22
16
Grade 7, 2015-16
32
27
20
20
Grade 8, 2014-15
41
26
16
17
Grade 8, 2015-16
37
23
19
21
Grade 11, 2014-15
50
28
16
6
Grade 11, 2015-16
43
28
21
8
% Not Met
% Nearly Met
% Met
% Exceeded

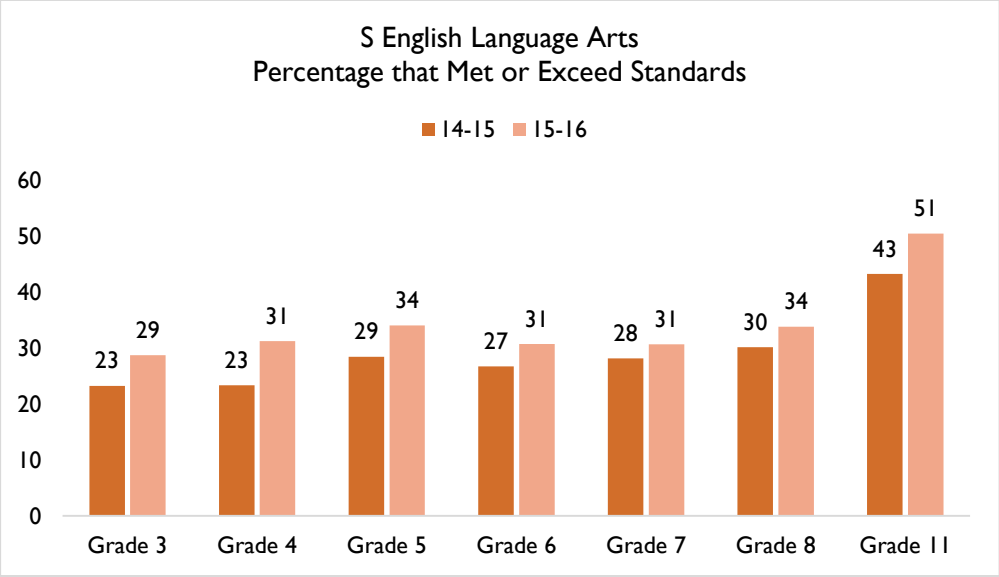
S English Language Arts
Percentage that Met or Exceed Standards
14-15
15-16
60
50
40
30
20
10
0
23
29
23
31
29
34
27
31
28
31
30
34
43
51
Grade 3
Grade 4
Grade 5
Grade 6
Grade 7
Grade 8
Grade 11

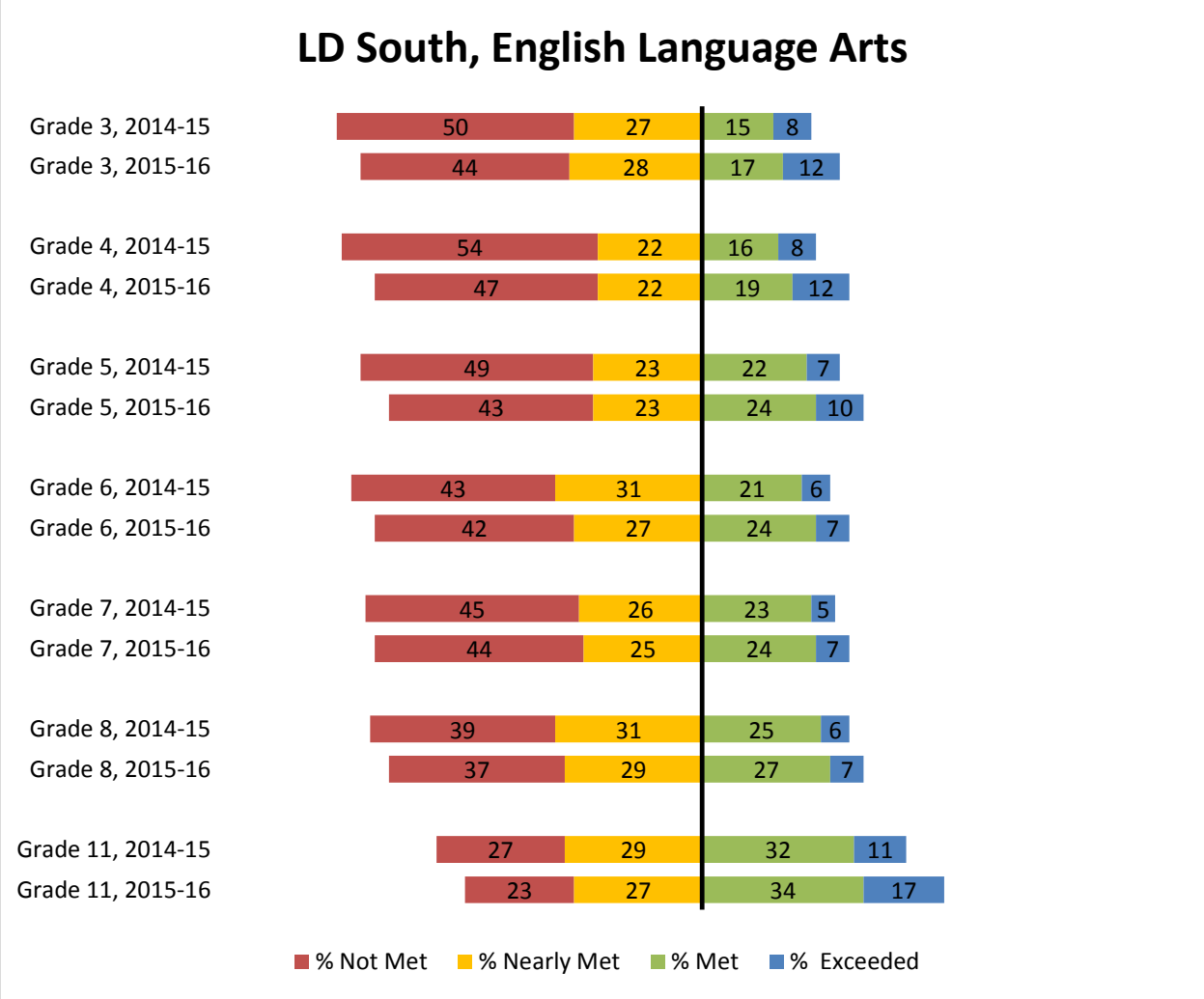
LD South, English Language Arts
Grade 3, 2014-15
50
27
15
8
Grade 3, 2015-16
44
28
17
12
Grade 4, 2014-15
54
22
16
8
Grade 4, 2015-16
47
22
19
12
Grade 5, 2014-15
49
23
22
7
Grade 5, 2015-16
43
23
24
10
Grade 6, 2014-15
43
31
21
6
Grade 6, 2015-16
42
27
24
7
Grade 7, 2014-15
45
26
23
5
Grade 7, 2015-16
44
25
24
7
Grade 8, 2014-15
39
31
25
6
Grade 8, 2015-16
37
29
27
7
Grade 11, 2014-15
27
29
32
11
Grade 11, 2015-16
23
27
34
17
% Not Met
% Nearly Met
% Met
% Exceeded

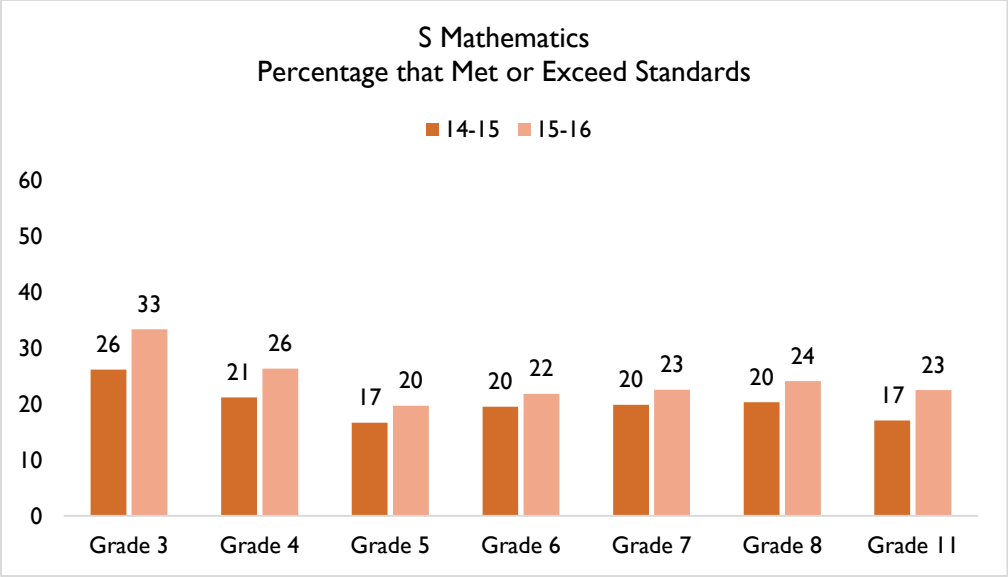
S Mathematics
Percentage that Met or Exceed Standards
14-15
15-16
60
50
40
30
20
10
0
26
33
21
26
17
20
20
22
20
23
20
24
17
23
Grade 3
Grade 4
Grade 5
Grade 6
Grade 7
Grade 8
Grade 11

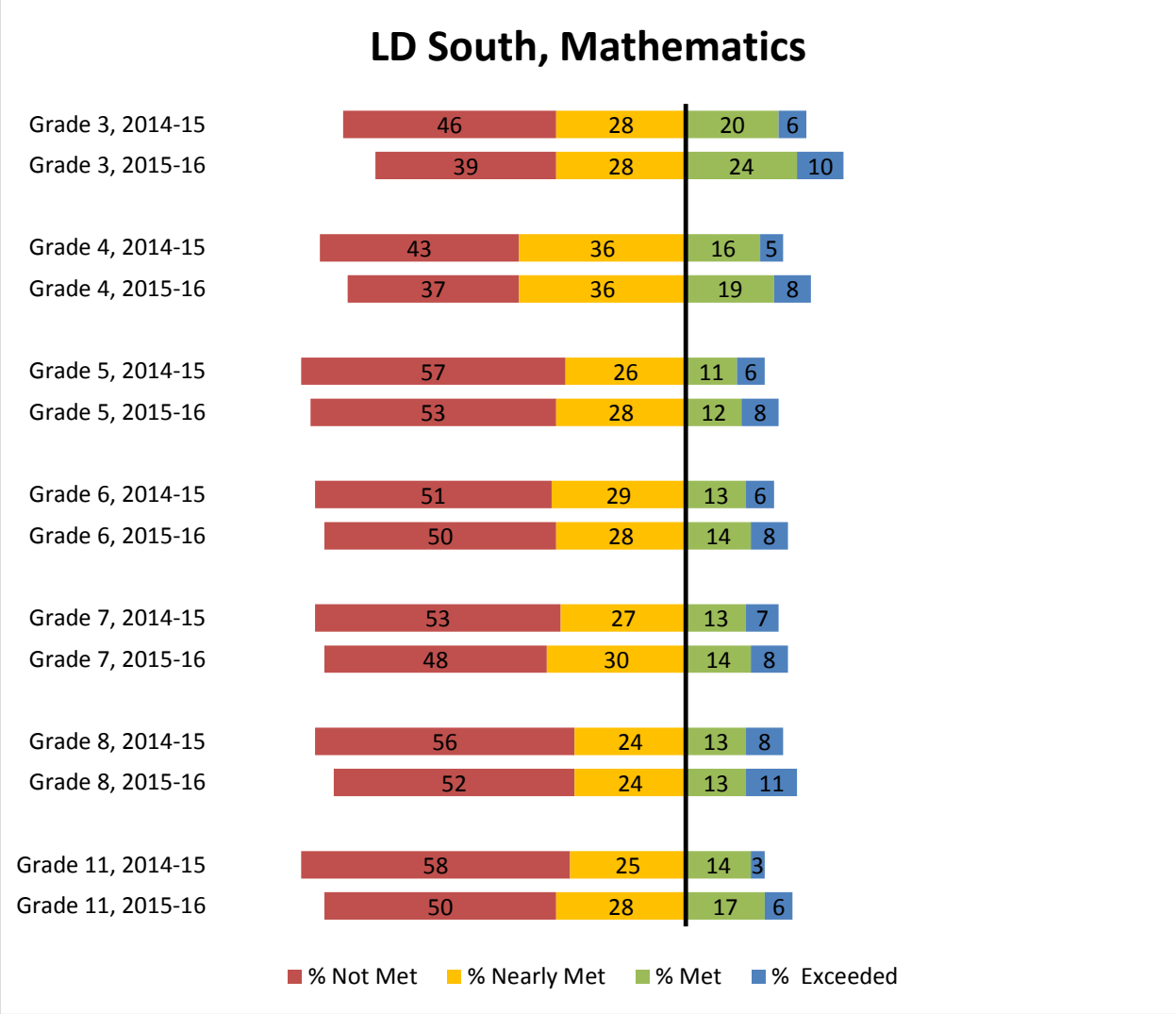
LD South, Mathematics
Grade 3, 2014-15
46
28
20
6
Grade 3, 2015-16
39
28
24
10
Grade 4, 2014-15
43
36
16
5
Grade 4, 2015-16
37
36
19
8
Grade 5, 2014-15
57
26
11
6
Grade 5, 2015-16
53
28
12
8
Grade 6, 2014-15
51
29
13
6
Grade 6, 2015-16
50
28
14
8
Grade 7, 2014-15
53
27
13
7
Grade 7, 2015-16
48
30
14
8
Grade 8, 2014-15
56
24
13
8
Grade 8, 2015-16
52
24
13
11
Grade 11, 2014-15
58
25
14
3
Grade 11, 2015-16
50
28
17
6
% Not Met
% Nearly Met
% Met
% Exceeded

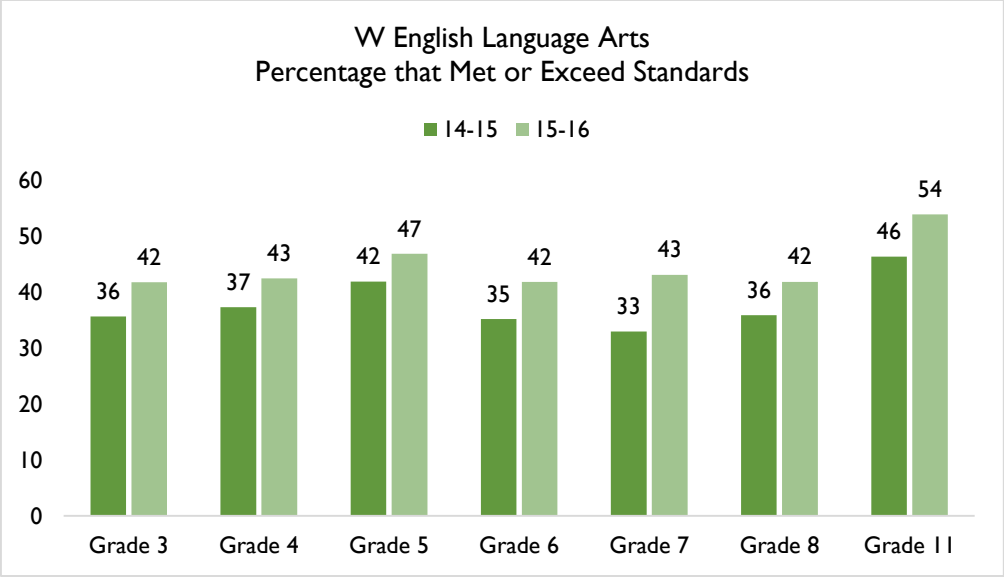
W English Language Arts
Percentage that Met or Exceed Standards
14-15
15-16
60
50
40
30
20
10
0
36
42
37
43
42
47
35
42
33
43
36
42
46
54
Grade 3
Grade 4
Grade 5
Grade 6
Grade 7
Grade 8
Grade 11

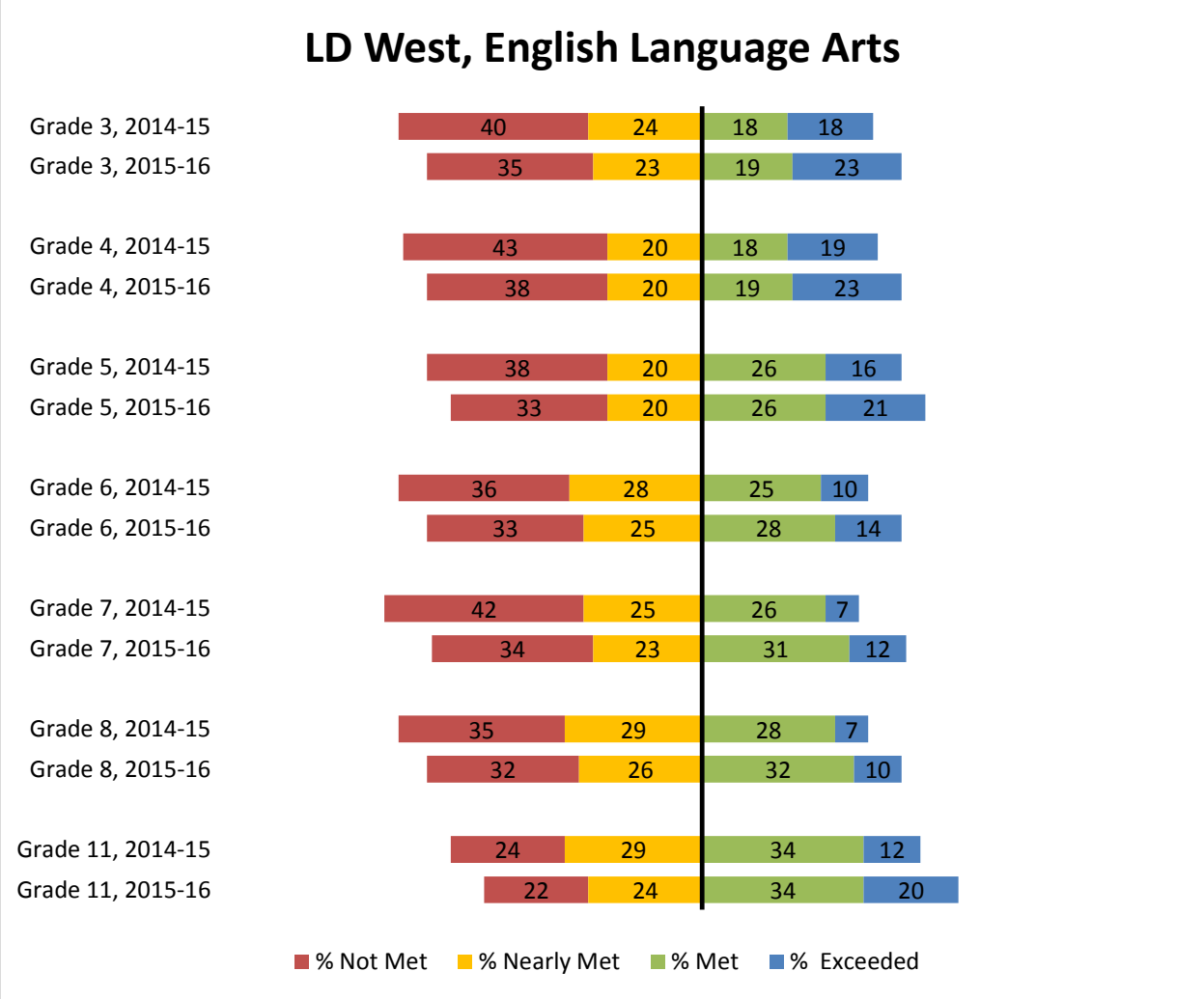
LD West, English Language Arts
Grade 3, 2014-15
40
24
18
18
Grade 3, 2015-16
35
23
19
23
Grade 4, 2014-15
43
20
18
19
Grade 4, 2015-16
38
20
19
23
Grade 5, 2014-15
38
20
26
16
Grade 5, 2015-16
33
20
26
21
Grade 6, 2014-15
36
28
25
10
Grade 6, 2015-16
33
25
28
14
Grade 7, 2014-15
42
25
26
7
Grade 7, 2015-16
34
23
31
12
Grade 8, 2014-15
35
29
28
7
Grade 8, 2015-16
32
26
32
10
Grade 11, 2014-15
24
29
34
12
Grade 11, 2015-16
22
24
34
20
% Not Met
% Nearly Met
% Met
% Exceeded

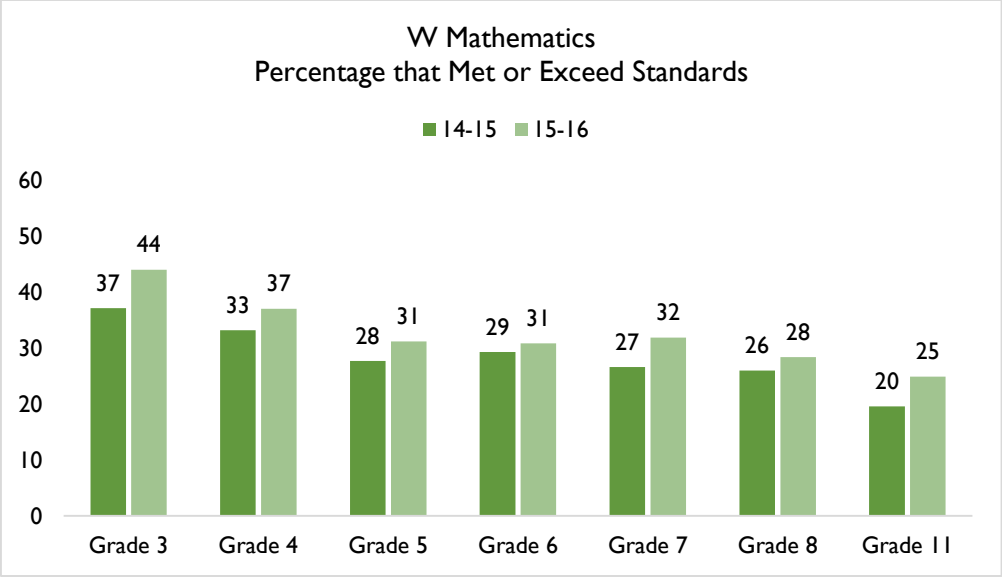
W Mathematics
Percentage that Met or Exceed Standards
14-15
15-16
60
50
40
30
20
10
0
37
44
33
37
28
31
29
31
27
32
26
28
20
25
Grade 3
Grade 4
Grade 5
Grade 6
Grade 7
Grade 8
Grade 11

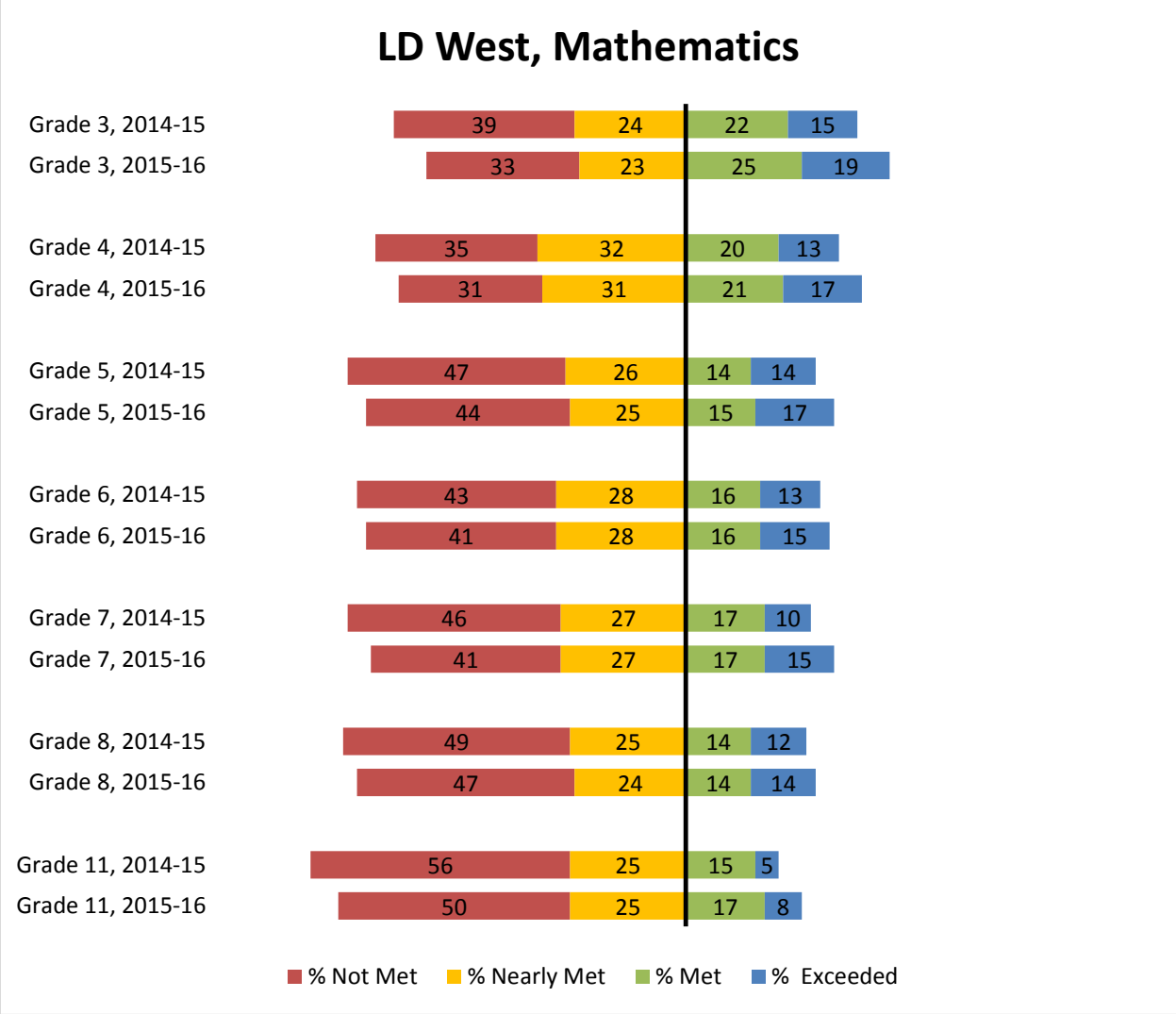
LD West, Mathematics
Grade 3, 2014-15
39
24
22
15
Grade 3, 2015-16
33
23
25
19
Grade 4, 2014-15
35
32
20
13
Grade 4, 2015-16
31
31
21
17
Grade 5, 2014-15
47
26
14
14
Grade 5, 2015-16
44
25
15
17
Grade 6, 2014-15
43
28
16
13
Grade 6, 2015-16
41
28
16
15
Grade 7, 2014-15
46
27
17
10
Grade 7, 2015-16
41
27
17
15
Grade 8, 2014-15
49
25
14
12
Grade 8, 2015-16
47
24
14
14
Grade 11, 2014-15
56
25
15
5
Grade 11, 2015-16
50
25
17
8
% Not Met
% Nearly Met
% Met
% Exceeded